

Tote (lug) Dolly



APPLICATION:

Used in Bakeries, Grocery Stores, Restaurants, Deli's and meat processing plants for material handling and storage. These Single and Multi Level Dollies are available in Stainless Steel or Aluminum, Fully Welded or Knocked-Down. Knock-Down version will save on shipping and handling charges and includes tool needed for easy assembly. Sold without Totes.



Model: DL102006



Model: DL102007



Model: DL101008



Model: DL101009

AVAILABLE OPTIONS:

» Plastic Totes and Lids sold separately.

MATERIAL CONSTRUCTION:

All our Tote Dollies are manufactured with heavy duty 1" square tube and are stable for storage or transportation of 16" x 25" x 8-1/2" Totes. Your choice of rustproof material: Stainless Steel or Aluminum. DL102006 and DL102007 are constructed with a Curved Top, Models DL101008 and DL101046 are built with a Squared Top. All are equipped with 5" swivel mold-on-rubber casters (2 with brake, 2 without brake).

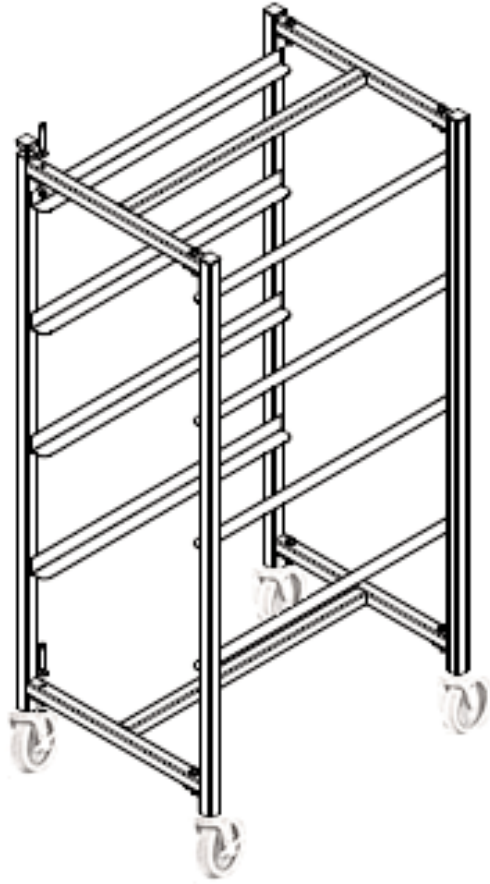
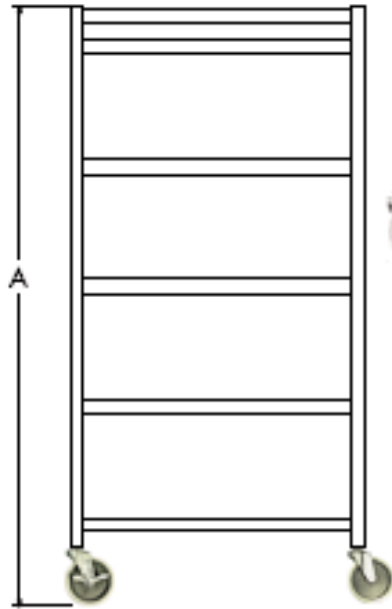
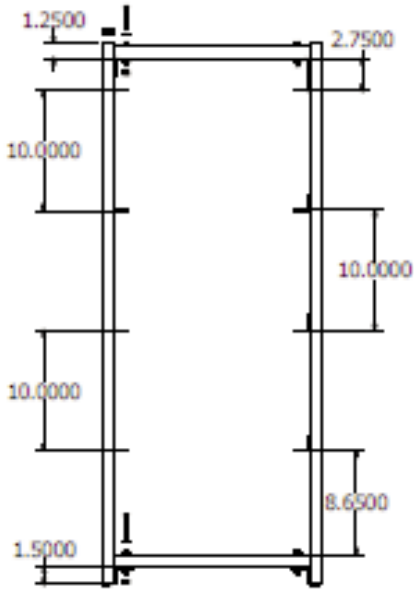
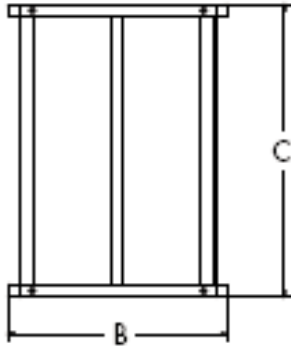
Manufactured by:

DC TECH INC.

619 E 19th Street
Kansas City, MO 64108-1743

Toll Free: 877-742-9090
Fax: 816-842-4121
www.dctech-inc.com
sales@dctech-inc.com

Note: You may print this with your company name and address as "Distributed By:" in place of our information above. See the PDF logo at the bottom of each page on our website.



Item # _____

Qty: _____

Job: _____

Model #	Capacity	Material & Configuration	"A" Height	"B" Width	"C" Length
DL102006	1	Aluminum - Fully Welded - Formed Top	16"	15.75"	28.25"
DL101044	1	Stainless Steel - Fully Welded	16"	18.25"	24.3125"
DL102007	2	Aluminum - Fully Welded - Formed Top	33"	15.75"	28.25"
DL102012	2	Aluminum - Knock Down - Formed Top	33"	15.75"	28.25"
DL101039	2	Stainless Steel - Fully Welded - Formed Top	33"	18.25"	24.3125"
DL101007	2	Stainless Steel - Knock Down	31"	18.25"	24.3125"
DL102008	4	Aluminum - Fully Welded - Formed Top	52.5"	15.75"	28.25"
DL102013	4	Aluminum - Knock Down - Formed Top	52.5"	15.75"	28.25"
DL101047	4	Stainless Steel - Fully Welded	52.5"	18.25"	24.3125"
DL101008	4	Stainless Steel - Knock Down	52.5"	18.25"	24.3125"
DL101009	6	Stainless Steel - Knock Down	70"	18.25"	24.3125"

Manufactured by:

DC TECH INC.

619 E 19th Street
Kansas City, MO 64108-1743

Toll Free: 877-742-9090

Fax: 816-842-4121

www.dctech-inc.com

sales@dctech-inc.com

© 2016 DC TECH INC. - ALL RIGHTS RESERVED ♦ DC Tech Inc., reserves the right to modify or make changes at any time without notice.