

Table Multi-Option




Multi-Option Cutting Board Table - TB101012



Optional - Overhead Shelf



Optional - Back Splash (Poly Top Table Only)



Replaceable Table Tops



Multi-Option Wrapping Table - TB101014



Optional - Lower Shelf

Used in Bakeries, Restaurants and the food processing industry our Stainless Steel Multi-Option Tables are extremely versatile and all options can be field installed making it the perfect starter table. Available in two sizes the working surface measures 30" x 72" or 30" by 96" and can be ordered with either a Poly Top or Stainless Steel Top. Both are rugged in design and will provide years of service at a considerable price savings over our heavy duty packing house tables.

MATERIAL CONSTRUCTION:

Our table frames are constructed using T-304 Stainless Steel square tube. The legs are adjustable for leveling table and come complete with durable poly inserts that will accept a "Stem Caster (sold separately). The 6' table has (4) 34" Legs - 8' table has (6) 34" Legs. Tables are shipped knock-down but when assembled they are as sturdy as a fully welded table. Tool needed for assembly is included.



Optional - 5" Casters



6' Poly Top Table shown with all options

Manufactured by:

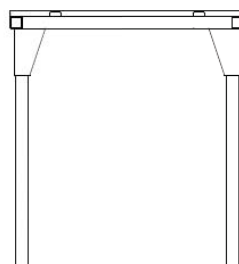
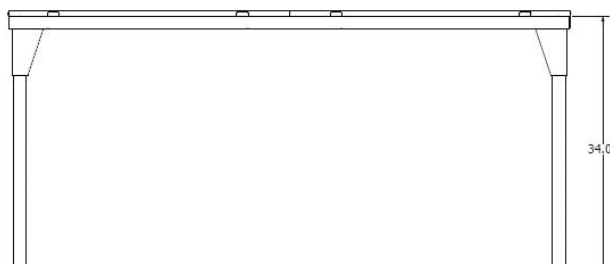
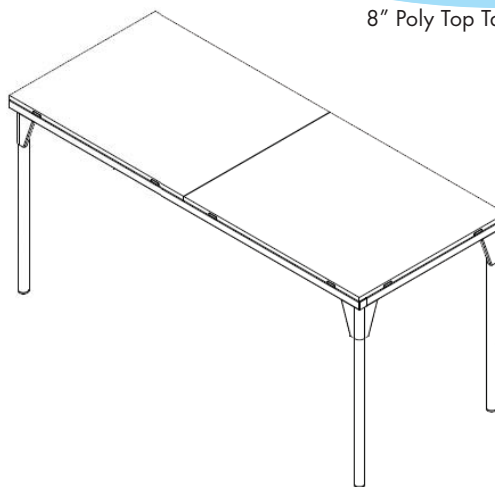
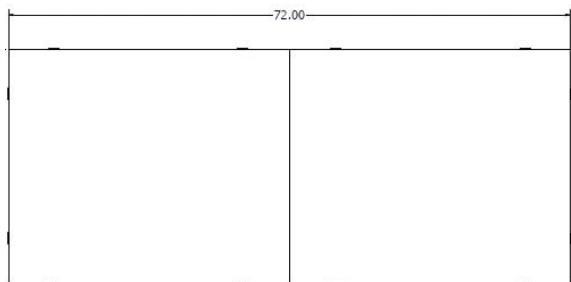
DC TECH INC.

619 E 19th Street
Kansas City, MO 64108-1743

Ph: 877-742-9090
Fax: 816-842-4121
www.dctech-inc.com
sales@dctech-inc.com



8" Poly Top Table - TB101013



Item # _____

Qty: _____

Job: _____

Model #	Description	Material	# of	"A" Height	"B" Length	"C" Width
TB101012	6' Poly Table	Poly/Stainless Steel	4 - Legs	34"	72"	30"
TB101013	8' Poly Table	Poly/Stainless Steel	6 - Legs	34"	96"	30"
TB101014	6' SS Table	Stainless Steel	4 - Legs	34"	72"	30"
TB101015	8' SS Table	Stainless Steel	6 - Legs	34"	96"	30"
TB201106	6' Overhead Shelf	Stainless Steel			72"	12"
TB201107	8' Overhead Shelf	Stainless Steel			96"	12"
TB201104	6' Back Splash **	Stainless Steel		6"	72"	
TB201105	8' Back Splash **	Stainless Steel		6"	96"	
TB201015	Replacement 6' SS Top	Stainless Steel	1 - Piece	1.5"	72"	30"
TB201016	Replacement 8' SS Top	Stainless Steel	1 - Piece	1.5"	96"	30"
TB209000	Poly Top for 6' (sold each)	Poly	2 - Required	3/4"	36"	30"
TB209001	Poly Top for 8' (sold each)	Poly	2 - Required	3/4"	48"	30"
TB201010	6' Lower Shelf	Stainless Steel		1.5"	72"	25"
TB201011	8' Lower Shelf	Stainless Steel		1.5"	96"	25"
TB2KT001	5" Swivel Caster Kit w/Brake	Mold on Rubber	4 - Casters	8"	5"	2"
TB2KT002	5" Swivel Caster Kit w/Brake	Mold on Rubber	6 - Casters	8"	5"	2"
WC20300	5" Swivel Caster w/Brake	Mold on Rubber	Individual	8"	5"	2"

** Back Splash can only be used with Poly Top Tables.

Manufactured by:

DC TECH INC.

619 E 19th Street
Kansas City, MO 64108-1743

Ph: 877-742-9090
Fax: 816-842-4121
www.dctech-inc.com
sales@dctech-inc.com

© 2016 DC TECH INC. - ALL RIGHTS RESERVED ♦ DC Tech Inc., reserves the right to modify or make changes at any time without notice.